

# MORAN COLLEGE

Moranhat, Charaideo, Assam – 785670

Ph – 8638251866

Email: [morancollege@rediffmail.com](mailto:morancollege@rediffmail.com)

Website: [www.morancollege.com](http://www.morancollege.com)



## CRITERION 1 CURRICULAR ASPECTS

### 1.4: Feedback System

**1.4.1: Institution obtains feedback on the academic performance and ambience of the institution from various stakeholders, such as Students, Teachers, Employers, Alumni etc. and action taken report on the feedback is made available on institutional website**

**Students' Feedback on Performance of Teachers (2018-19) & Action Taken Report**

**Submitted to**



**National Assessment and Accreditation Council (NAAC)**

## STUDENTS' FEEDBACK ON PERFORMANCE OF TEACHERS

(2018-2019)

In the year 2018-19, IQAC on behalf of the college authority collects students' feedback to evaluate the teachers' performance on the curriculum, communication skills, ability to integrate course materials with environment and other issues, engagement of the teachers in and out of the class, etc. The students recorded their views on a structured format. The form consists of 10 parameters to evaluate the teaching and professional skills of the faculties of the college. The feedback form provided a grade scale (Very Good, Good, Satisfactory and Unsatisfactory) to the students to evaluate the feedback parameters. For an impartial analysis on feedback, the feedback was open for final semester students of both Science and Arts stream.

A total of 267 students responded to the queries related to the teaching performance of teachers.

Queries:

1. Knowledge Base of Teacher
2. Communication Skills
3. Sincerity/Commitment of the Teachers
4. Interest generated by the Teachers
5. Ability to integrate course materials with Environment/other issues
6. Ability to integrate contents with other courses
7. Accessibility of the Teachers in and out of the class
8. Ability to design Quizzers etc. to evaluate students understanding of the course
9. Provision of sufficient time for feedback
10. Overall Rating


M. G. Morwan  
14/3/23  
Principal  
MORAN COLLEGE  
Moranhat

**Table showing Students' Feedback Analysis for the session 2018-2019.**

| <b>Students' Feedback Analysis (2018-2019)</b> |  |                  |               |                     |                       |
|--|--|------------------|---------------|---------------------|-----------------------|
| <b>Q. No.</b>                                  | <b>Queries</b>   | <b>Very Good</b> | <b>Good</b>   | <b>Satisfactory</b> | <b>Unsatisfactory</b> |
| 1  | Knowledge Base of Teacher  | 74.91%           | 12.73%        | 7.87%               | 4.49%                 |
| 2  | Communication Skills   | 56.18%           | 26.59%        | 12.36%              | 4.87%                 |
| 3  | Sincerity/Commitment of the Teachers   | 51.31%           | 31.09%        | 15.73%              | 1.87%                 |
| 4  | Interest generated by the Teachers   | 47.19%           | 33.33%        | 16.48%              | 3.00%                 |
| 5  | Ability to integrate course materials with Environment/other issues              | 35.21%           | 39.70%        | 19.85%              | 5.24%                 |
| 6  | Ability to integrate contents with other courses                                 | 34.46%           | 47.19%        | 12.36%              | 5.99%                 |
| 7  | Accessibility of the Teachers in and out of the class                            | 38.20%           | 49.44%        | 6.74%               | 5.62%                 |
| 8  | Ability to design Quizzers etc. to evaluate students understanding of the course | 33.33%           | 53.56%        | 10.11%              | 3.00%                 |
| 9  | Provision of sufficient time for feedback  | 34.83%           | 47.19%        | 15.36%              | 2.62%                 |
| 10   | Overall Rating   | 38.20%           | 44.57%        | 16.48%              | 0.75%                 |
| <b>Average Rating</b>                          |  | <b>44.38%</b>    | <b>38.54%</b> | <b>13.33%</b>       | <b>3.75%</b>          |

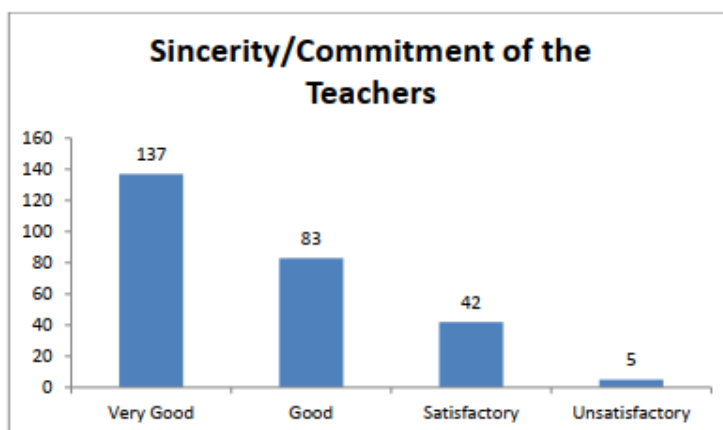
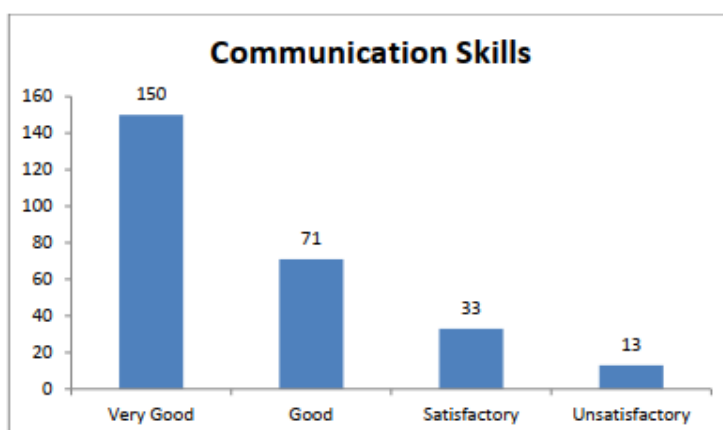
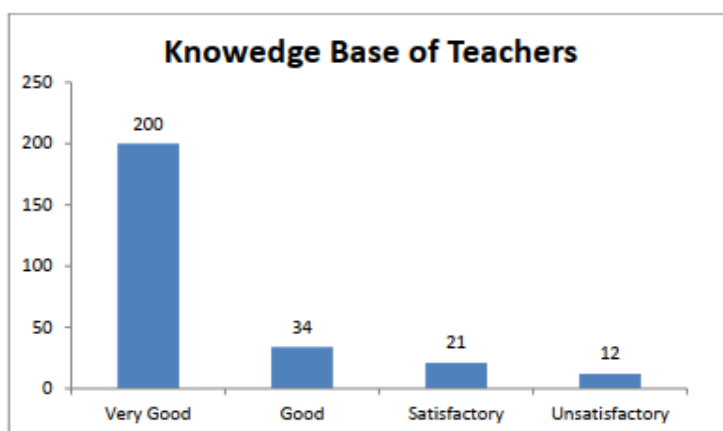
### **Students' Feedback Analysis:**

A total of 301 students responded to the feedback forms which were meant to evaluate the performance of teachers on 10 parameters. The above analysis showed that an average of 44.38% of the respondents have provided 'Very Good' grade to the performance of the teachers on the curriculum. About 39% of the respondents gave 'Good' grade to the teachers while about 14% are satisfied with the performance of the teachers. However, in the 'Unsatisfactory' category, less than 4% responses are given.

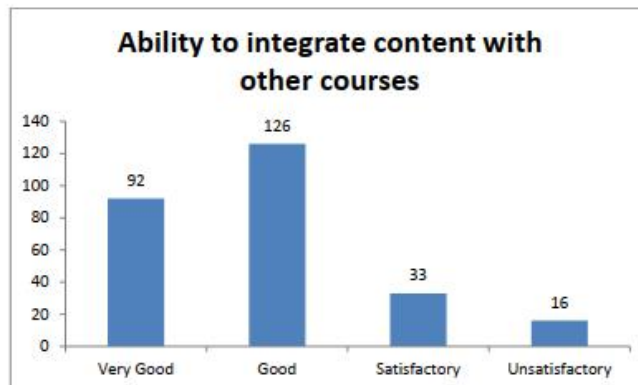
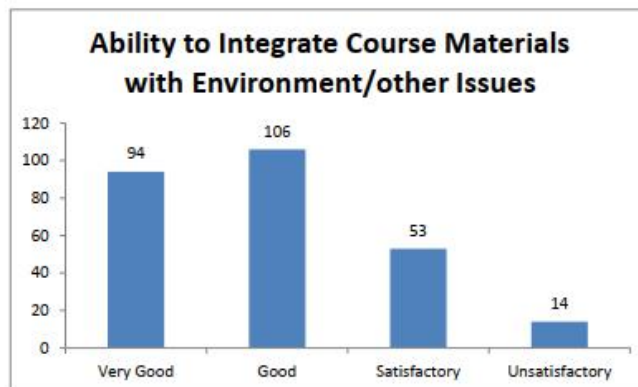
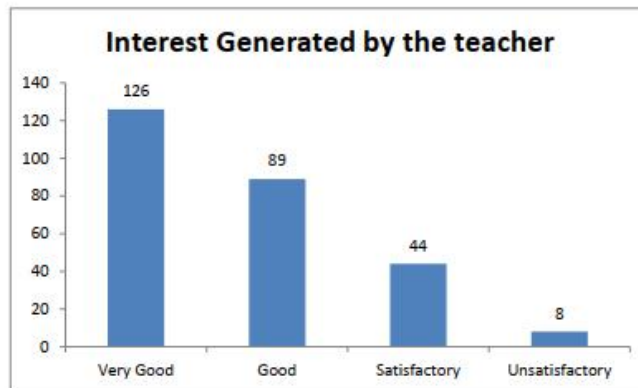

  
 14/3/23  
 Principal  
 MORAN COLLEGE  
 Moranhat

#### 1.4.1 Analysis of B.A. & B.Sc 6th Students' Feedback on Teachers (2018-19)

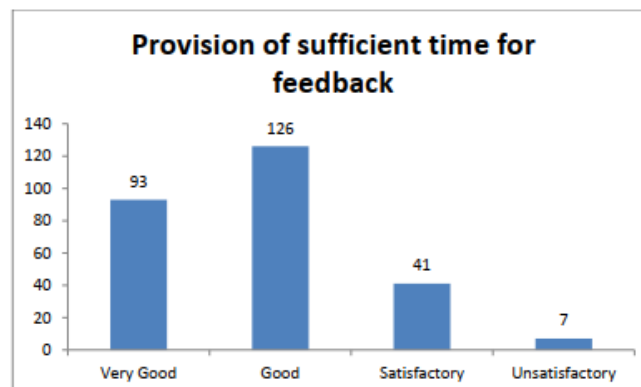
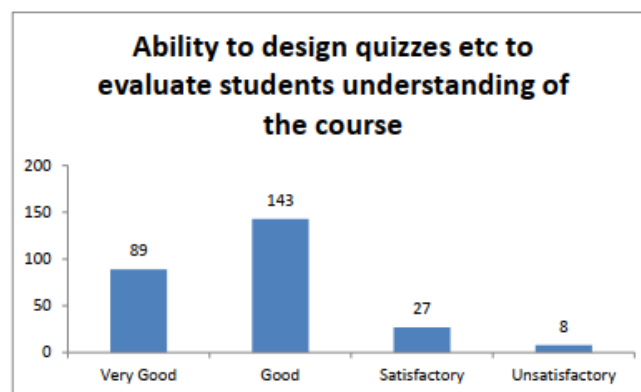
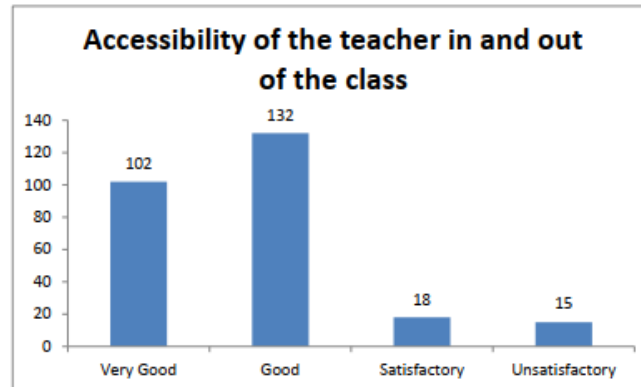
(No of Respondents: 267)



M. G. G. G.  
14/3/23  
Principal  
MORAN COLLEGE  
Moranhat

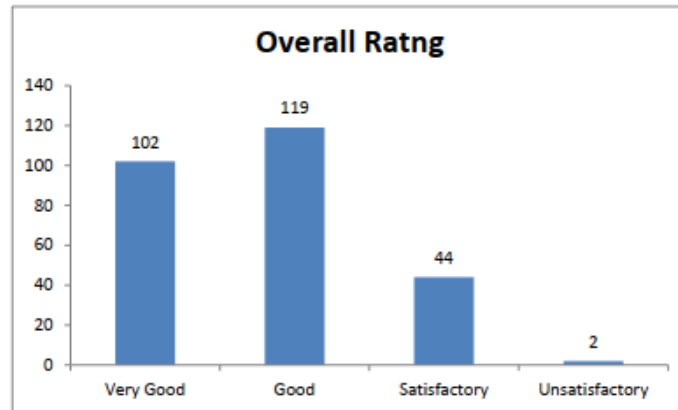


M. Conwar  
14/3/23  
Principal  
MORAN COLLEGE  
Moranhat



M. G. G. G.  
14/3/23  
Principal  
MORAN COLLEGE  
Moranhat





M. Conwar  
28/6/2019


PRINCIPAL  
MORAN COLLEGE  
MORANHAT

M. Conwar  
14/3/23

Principal  
MORAN COLLEGE  
Moranhat

### **Action Taken**

- The IQAC sends a copy of the feedback report to the departments for kind information and follow up actions.
- Areas to be improved were identified and communicated.
- Suggestions, counselling, and support have been provided to concerned faculty for improvement of teaching learning exercises.



Handwritten signature: M. Conwar  
Date: 14/3/23  
Principal  
MORAN COLLEGE  
Moranhata